


1. Print "Actual Size" (100%) on cardstock
2. (If printing double-sized, flip over)  
Fold twice to create box spine
3. Lay flat and use cut lines to trim away excess
4. Insert in box and enjoy!



# WHERE'S BOB'S HAT




With three colored suits, cards number 1 to 20, and the possibility of trumps or no-trumps, in *Where's Bob's Hat* you have to bid for which suit (or suits) you think you will capture the most cards of, or you can bid to capture fewer cards than anyone else. Get it right, you score; get it wrong, you take a penalty.



Fold here

Fold here

## Where's Bob's Hat



Trim between dotted lines

A small box game insert designed by  
 Boardgame Barrio  
 fb.com/boardgamebarrio  
 For personal use only

Fold here

Fold here

Insert designed for use in 4"x6" photo storage plastic cases, commonly found at craft stores in 16-box carry containers under the brand name of Iris, Simply Tidy, or Top Notch.





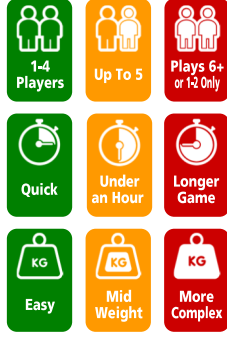
Fold  
right side  
over to  
here **before**  
trimming



Fold  
left side  
over to  
here **before**  
trimming

This insert designed by  
**Boardgame Barrio**

 /boardgamebarrio



Use this page to print the  
inside of an insert **BEFORE**  
printing the insert cover

1. Print "Actual Size" (100%) on cardstock
2. Fold twice to create box spine
3. Flip over, lay flat, and use cut lines to trim away excess
4. Insert in box and enjoy!

This is a 4"x6" photo box available at craft stores in a  
16-box container under the brand name of Iris, Simply Tidy, or Top Notch.

Fold  
left side  
over to  
here **before**  
trimming



Fold  
right side  
over to  
here **before**  
trimming

